

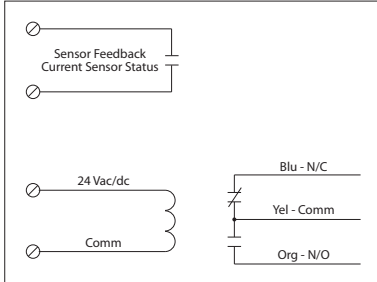
RELAY & AC CURRENT SWITCH COMBOS

RIBX24 Series

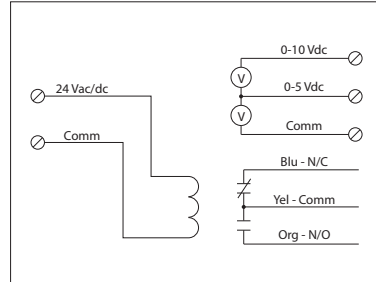
Enclosed 20 Amp Relay/AC Sensor Combinations, with 24 Vac/dc Coil



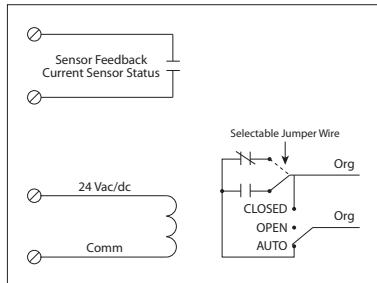
RIBX24BA, RIBX24BF+




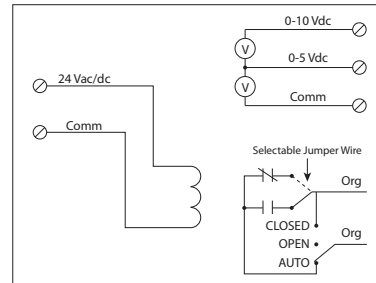
RIBX24BV^A



RIBX24SBA, RIBX24SBF+



RIBX24SBV^A



CURRENT SENSORS

SPECIFICATIONS

FUNCTIONAL DEVICES CERTIFIED FOR USE WITH ECMs

- Expected Relay Life:** 10 million cycles minimum mechanical
- Operating Temperature:** -30 to 140° F
- Humidity Range:** 5 to 95% (noncondensing)
- Operate Time:** 20ms
- Relay Status:** Red LED On = Activated
- Dimensions:** 4.00" x 4.00" x 1.80" with .50" NPT Nipple
- Wire Length:** 16", 600V Rated
- Approvals:** UL Listed, UL916, UL864, C-UL California State Fire Marshal
- Housing Rating:** UL Accepted for Use in Plenum, NEMA 1
- Gold Flash:** No

- Coil Current:**
50 mA @ 18 Vac
83 mA @ 24 Vac
33 mA @ 22 Vdc
35 mA @ 24 Vdc
47 mA @ 30 Vdc

- Coil Voltage Input:**
24 Vac/dc ; 50-60 Hz
Drop Out = 3 Vac / 3.8 Vdc
Pull In = 18 Vac / 22 Vdc

- Sensor Contact: +**
 - When current sensor status is off (open), leakage < 30 uA @ 30Vac/dc
 - When current sensor status is on (closed), voltage drop < .3 Vac/dc @ .1 Amp
 - < 1.6 Vac/dc @ .4 Amp
- Sensor Feedback Output: ^**
 - Voltage output is proportional to current sensor range.
 - Min. Input Impedance = 30K ohms
 - Accuracy +/- 1% full scale
 - Ripple < 10m Vac

RIBX24 SERIES SELECTION GUIDE

Model#	Sensing Range	Type *	Threshold	Sensor Output	Resistive	Override Switch	Contact Ratings	Notes
RIBX24BF ECMs	.50-20 Amps	Internal w/ contact status	Fixed, .50 Amp	Solid State Contact 30 Vac/dc, 0.4 Amp	20 Amp	No	20 Amp Resistive @ 277 Vac 20 Amp Ballast @ 277 Vac 16 Amp Electronic Ballast @ 277 Vac (N/O) 10 Amp Tungsten @ 120 Vac (N/O)	
RIBX24BA ECMs	.50-20 Amps	Internal w/ contact status	Adjustable	Solid State Contact 30 Vac/dc, 0.4 Amp	20 Amp	No	1,110 VA Pilot Duty @ 277 Vac 770 VA Pilot Duty @ 120 Vac 240 Watt Tungsten @ 120 Vac (N/C) 2 HP @ 277 Vac 1 HP @ 120 Vac	
RIBX24BV	0-20 Amps	Internal w/ voltage output	Analog	0-5 Vdc 0-10 Vdc	20 Amp	No		
RIBX24SBF ECMs	.50-20 Amps	Internal w/ contact status	Fixed, .50 Amp	Solid State Contact 30 Vac/dc, 0.4 Amp	20 Amp	Yes	20 Amp Resistive @ 277 Vac 20 Amp Ballast @ 277 Vac (N/O) 10 Amp Ballast @ 277 Vac (N/C) <i>Not rated for Electronic Ballast</i>	• Normally Open or Normally Closed selected by yellow jumper wire
RIBX24SBA ECMs	.50-20 Amps	Internal w/ contact status	Adjustable	Solid State Contact 30 Vac/dc, 0.4 Amp	20 Amp	Yes	10 Amp Tungsten @ 120 Vac (N/O) 1,110 VA Pilot Duty @ 277 Vac 770 VA Pilot Duty @ 120 Vac 240 Watt Tungsten @ 120 Vac (N/C) 2 HP @ 277 Vac 1 HP @ 120 Vac	
RIBX24SBV	0-20 Amps	Internal w/ voltage output	Analog	0-5 Vdc 0-10 Vdc	20 Amp	Yes		

* = Internal current sensor monitors current through common contact of relay.

ECMs = FDI Certified for use with electronically commutated motors